

# HOLDOUT DEVICE SELECTION SHEET

Account of: \_\_\_\_\_ Ship to: \_\_\_\_\_  
 \_\_\_\_\_  
 \_\_\_\_\_

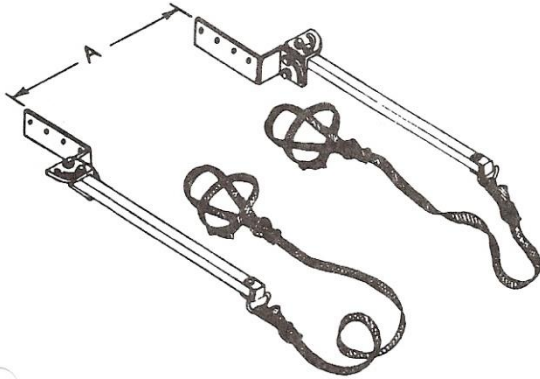
Order No: \_\_\_\_\_ Order No: \_\_\_\_\_

Press – Make & Model

Shop No:

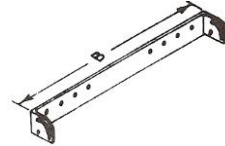
## MODEL A HOLDOUT DEVICE

Side Mount (Std.)



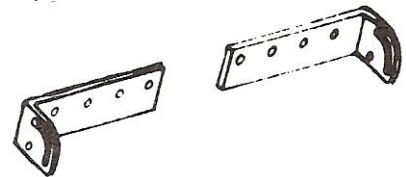
Width of  
Press Bed  
or Bolster at  
Mounting  
Point.  
A = \_\_\_\_\_

Front Mount



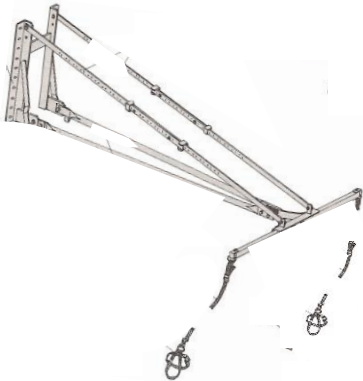
B =  25"  28"  32"  
(Check one)

Split Front Mount



## MODEL O HOLDOUT DEVICES

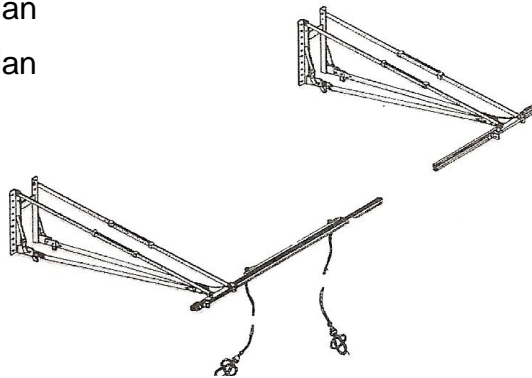
Single – Stationary



Sliding --- Length of Rail \_\_\_\_\_

One Man

Two Man



### FOR MANUFACTURER'S USE ONLY

No. Units \_\_\_\_\_ Type \_\_\_\_\_

Mounts (Model A) \_\_\_\_\_

Straps \_\_\_\_\_

Wristlets \_\_\_\_\_

Brackets \_\_\_\_\_

S.O. Date \_\_\_\_\_

By: \_\_\_\_\_

Brackets may be selected when necessary.